


Imperio StoneTM

OUTDOOR PORCELAIN TILES






About Us

Imperium Stone is one of the leading manufacturer & exporter of technically advanced, Vitrified Tiles & Sanitary Ware, providing an extensive range of tile decor options for both residential and commercial interiors. We believe in values of "innovation, Quality Products and Customer Satisfaction". Product Range : Vitrified Tiles & Sanitary Ware.



Backed with advanced & sophisticated state-of-the-art infrastructure facility, we are well-equipped with latest designing & manufacturing amenities. This also facilitates us in persistently improving every aspect of our operations. Further, we lay prime emphasis on the human factors occupied in our business.






BENIFITS OF 20MM OUTDOOR TILES

Stress-
Resistant



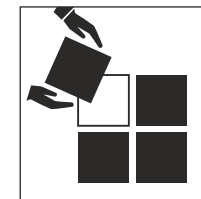

High
Tensile
Strength

Antislip
(R11)





Weather
Resistant

Easy To Clean Due
To The Lack Of
Adhesives And Filler



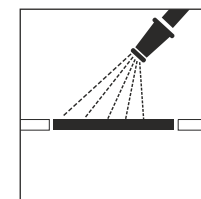
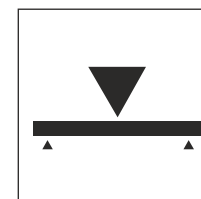
Easy To Install
Even Without
Adhesives Or Filler

Frost And
Fire-
resistant





Removable
And
Reusable

Good Drainage, Facilitates
The Flow Of Water And
Rainfall, Eliminating
Harmful Stagnation




Ideal For Paving
Outdoor Installations,
Including
Raised Paving.

Easily Inspected And
Functional, Allows Installation
And Maintenance Of
Cabling And Pipework.




Highly Resistant To
Changes In
Temperature


LAYING PATTERNS




Tiles Combination
600x900mm, 600x600mm, 300x600mm, 300x300mm




Tiles Combination
600x600mm, 300x600mm




Tiles Combination
600x900mm




Tiles Combination
600x600mm, 300x300mm




Tiles Combination
600x900mm, 600x600mm



Tiles Combination
600x1200mm, 600x600mm

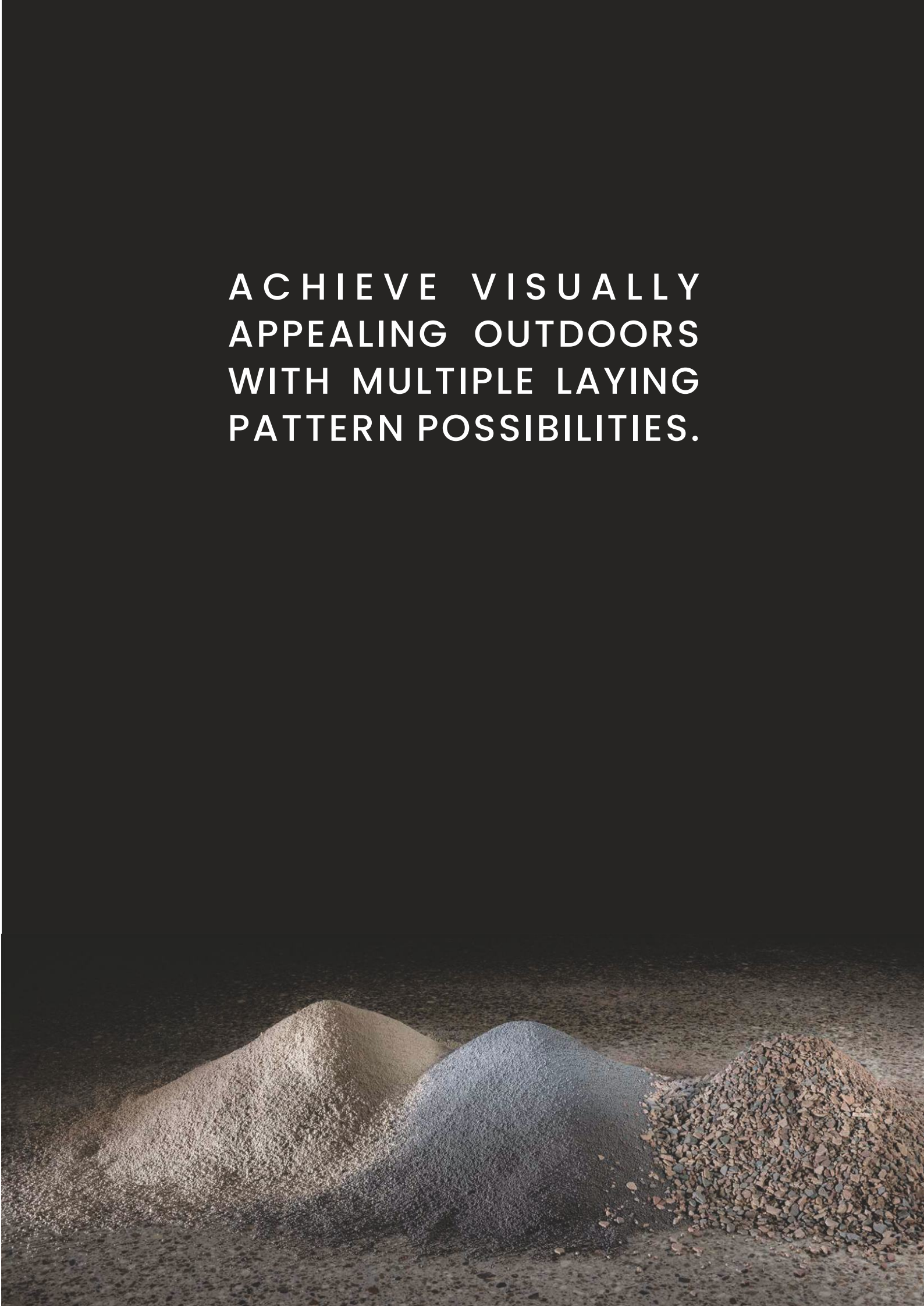


Tiles Combination
600x600mm, 300x600mm

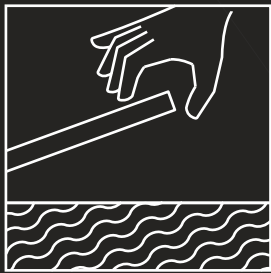


Tiles Combination
300x600mm

ACHIEVE VISUALLY
APPEALING OUTDOORS
WITH MULTIPLE LAYING
PATTERN POSSIBILITIES.



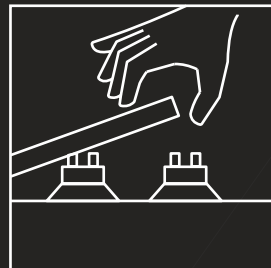
TILE LAYING POSSIBILITIES




LAYING ON SCREED WITH ADHESIVES




Laying on screed with adhesives
Lay the 20mm outdoor tiles on a bed of screed with adhesives for heavy traffic areas like parking, courtyards, and others like swimming pool borders, outdoor flooring, sit-out areas, and more.



LAYING ON A RAISED FLOOR



Tile uneven areas, terrains, and more and transform them enduring by laying 20mm outdoor tiles on raised floor pedestals, frames, and more. Create room for a heating system, insulation, additional raised area, and more with the extensive laying possibilities of this collection.



LAYING ON GRAVEL



The robust and resilient collection is ideal for laying directly on gravel in your outdoors with or without adhesive. Create a stepping stone path, patio, and more by just laying the thick tiles on the gravel in your outdoors.

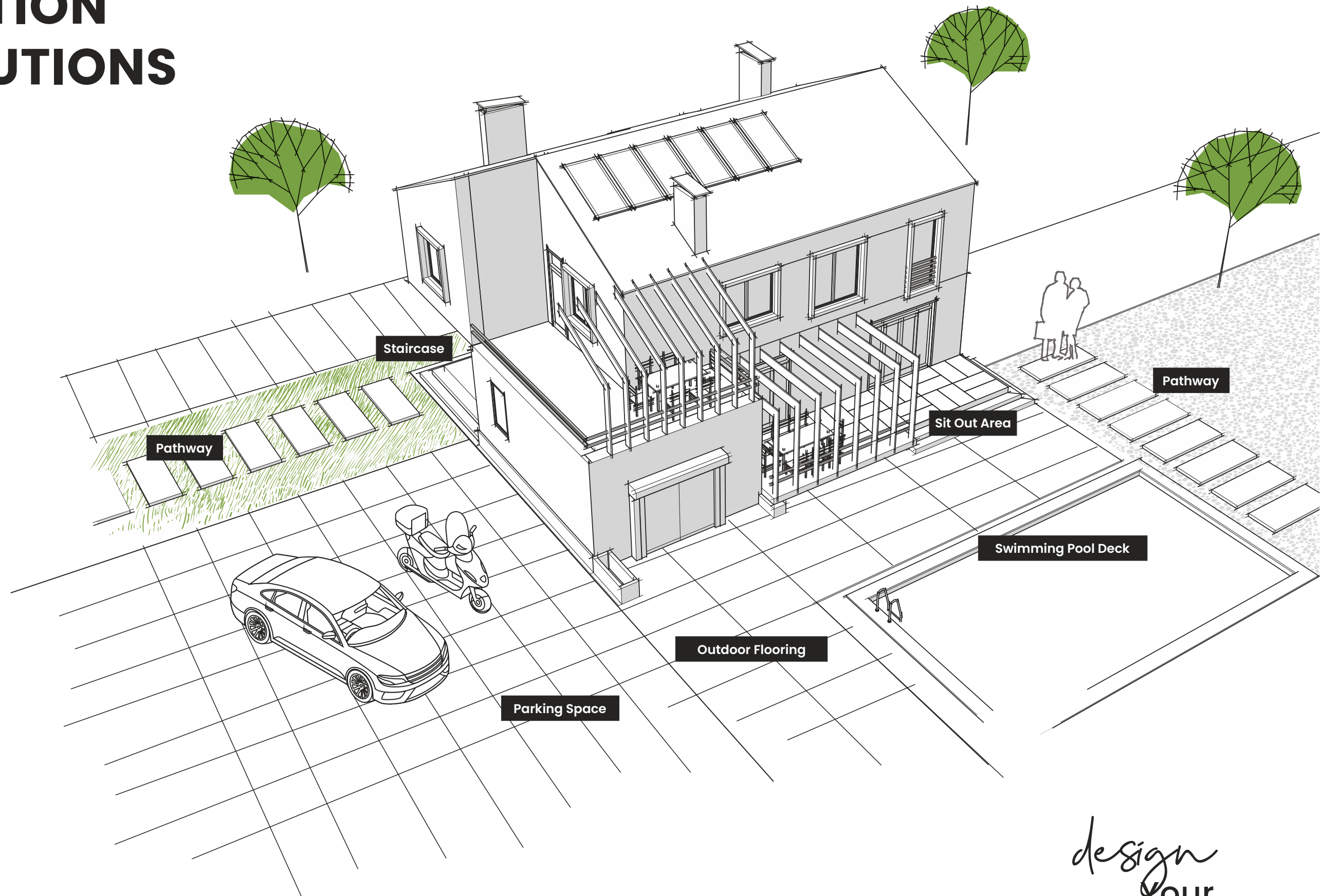


DRY LAYING ON THE GRASS



Shape elegant pathways, outdoor leisure areas, and more by dry laying the 20mm outdoor tiles on the grass in your gardens and other areas surrounding the building. The laying possibility opens door to fuss-free outdoor tiling.

APPLICATION AND SOLUTIONS



design
Your
Outdoor Spaces

KANDLA GREY



Size : **600x600 mm**
Random : **24**



Size : **600x900 mm**
Random : **12**



Size : **600x1200 mm**
Random : **12**



| KANDLA GREY

QUARTZ WHITE



Size : **600x600 mm**
Random : **06**



Size : **600x900 mm**
Random : **03**




Size : **600x1200 mm**
Random : **03**



| QUARTZ WHITE


BRAZILIAN BLACK



Size : 600x600 mm
Random : 19



Size : 600x900 mm
Random : 19



Size : 600x1200 mm
Random : 19



| BRAZILIAN BLACK

BRAZILIAN GREY



Size : **600x600 mm**
Random : **19**



Size : **600x900 mm**
Random : **19**



Size : **600x1200 mm**
Random : **19**



| BRAZILIAN GREY


COUNTRY ANTHRACITE



Size : 600x600 mm
Random : 14



Size : 600x900 mm
Random : 7




Size : 600x1200 mm
Random : 7



| COUNTRY ANTHRACITE


COUNTRY CREMA



Size : **600x600 mm**
Random : **14**



Size : **600x900 mm**
Random : **7**



Size : **600x1200 mm**
Random : **7**



| COUNTRY CREMA


COUNTRY GRIS



Size : **600x600 mm**
Random : **14**



Size : **600x900 mm**
Random : **7**



Size : **600x1200 mm**
Random : **7**



| COUNTRY GRIS



COUNTRY LGY



Size : 600x600 mm
Random : 14



Size : 600x900 mm
Random : 7



Size : 600x1200 mm
Random : 7



| COUNTRY LGY

ROUGH BRUNO



Size : 600x600 mm
Random : 06



Size : 600x900 mm
Random : 03




Size : 600x1200 mm
Random : 03



| ROUGH BRUNO


AUSTIN IVORY




Size : **600x600 mm**
Random : **06**



Size : **600x900 mm**
Random : **03**




Size : **600x1200 mm**
Random : **03**



| AUSTIN IVORY




20MM OUTDOOR
PORCELAIN TILES


R11

AUSTIN GREY



Size : **600x600 mm**
Random : **06**



Size : **600x900 mm**
Random : **03**



Size : **600x1200 mm**
Random : **03**



| AUSTIN GREY



AUSTIN BLACK



Size : 600x600 mm
Random : 06



Size : 600x900 mm
Random : 03



Size : 600x1200 mm
Random : 03



| AUSTIN BLACK

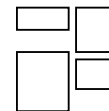
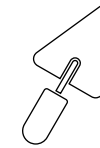

VERSATILE



EASY TO LAY,
REMOVE AND REUSE



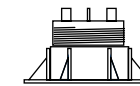
COLORS REMAIN
STABLE OVER TIME



MULTIPLE AESTHETIC
VARIATIONS SEAMLESSLY
COMBINE OUTDOOR AND
INDOOR FLOORING



ATTENTION TO DETAIL
AND SPECIAL PIECES FOR
AESTHETIC RESULTS THAT
MAKE A GREAT IMPACT



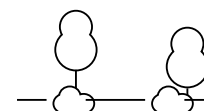
CAN BE INSTALLED WITH DIFFERENT LAYING SYSTEMS

ROBUST THICKNESS
MIGHTY DURABILITY

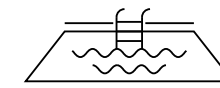
20MM

The substantial thickness of 20mm of the collection lends the surfaces exceptional durability and resilience. The thickness offers surfaces durability to endure heavy traffic, weight, and rugged use and makes the surfaces practically ideal for all kinds of usages. The thickness paired with R11 anti-skid surfaces makes the surfaces of the collection extremely safe for use outdoors.

APPLICATION AREAS



① DRIVEWAYS AND
PATHWAYS



② SWIMMING POOLS, SPAS
AND ADJOINING AREAS




③ URBAN FURNITURE
AND PUBLIC PLACES




④ HIGH-TRAFFIC
INDUSTRIAL ZONES



⑤ PUBLIC PARKS
AND GARDENS



⑥ TERRACES AND
BALCONIES



⑦ CAR PARKS
AND DRIVEWAY AREAS



OTHER APPLICATION
SOLUTIONS

TECHNICAL DETAILS

TEST DESCRIPTION	ISO-13006/EN176 GROUP BIA	MEAN VALUE OF OUR	TEST METHOD
Length & width	±0.6 %	±0.3mm	Passed
thickness	±5 %	±0.3mm	Passed
Straightness of side	±0.5 %	±0.3 %	Passed
Rectangularity	±0.6 %	±0.3 %	Passed
Surface flatness	±0.5 %	+0.35mm to -0.1mm	Passed
Surface quality	Minimum 95 %	Minimum 95 %	Passed
Water absorption	< 0.5 %	< 0.04 %	Passed
Breaking strength	> 1300N	> 1500N	Passed
Flexural strength (Average)	> 35N/mm ²	> 40N/mm ²	Passed
Scratch hardness of surface (Moh's scale)	> 6	> 6	Passed
Resistance to deep abrasion	<175mm ³	<144mm ³	Passed
Skid Resistance (Friction coefficient)	>0.4	>0.4	Passed
Bulk Density, in (g/cc)	>2	>2	Passed
Linear Thermal expansion	Max. 9.0 ⁻⁶ x K ⁻⁶ , Max	Max. 9.0 ⁻⁶ x K ⁻⁶ , Max	Passed
Thermal shock resistance	No damage	No damage	Passed
Frost resistance	Frost proof	Frost proof	Passed
Resistance to Chemical	Resistance	Resistance	Passed
Resistance to Stain	Resistant	Resistant	Passed
Moisture expansion	Nil	Nil	Passed
Colour resistance	Resistant	Resistant	Passed
Glossiness (Polished)	-	-	Passed

PACKING DETAILS (OUTDOOR):-

SIZE	BOX WEIGHT (App.)	PCS/BOX	SQM/BOX	SQFT/BOX	BOX/PALLET	PALLET/CTN	BOXES/CTN	TOTAL SQM/CTN	CTN WEIGHT (KG)
600x1200mm (20mm)	32.5	1	0.72	7.75	30	28	840	604.8	28000
600x900mm (20mm)	24.5	1	0.54	5.81	40	28	1120	604.8	28000
600X600 (20mm)	32	2	0.72	7.75	32	26	832	599.04	28000

The information contained in this catalogue is a accurate as possible, but cannot be considered as legally binging. The Company reserves the right to make ant modification that become necessary due to production requirements. Weight colors and dimensions are subject to the inevitable variation typical of the ceramic firing process. the colors are possible to the actual colors, within the limits allowed by the printing process. for technical printing reasons, the colors shown may slight differ from the actual tiles. I M P E R I U M EXPORTS RESERVES THE RIGHT TO MODIFY THE TECHNICAL INFORMATION QUOTED IN THIS CATALOGUE.



+44 734 198 7777

www.imperiumexports.com | info@imperiumexports.com

Plot 6 Bessemer Drive, Caxton Way,
Gunnels Wood Road, Stevenage, SG1 2DF